

**Profile cuts & Certifications**

**Certifications**

**Thermal transmittance of door**

$U_D = 1,2 \text{ W/(m}^2\text{K)}$

**Burglar Resistance**



Air permeability according to EN 12207:2016-12



**Class: 4**

Resistance to wind load according to EN 12210:2016-03

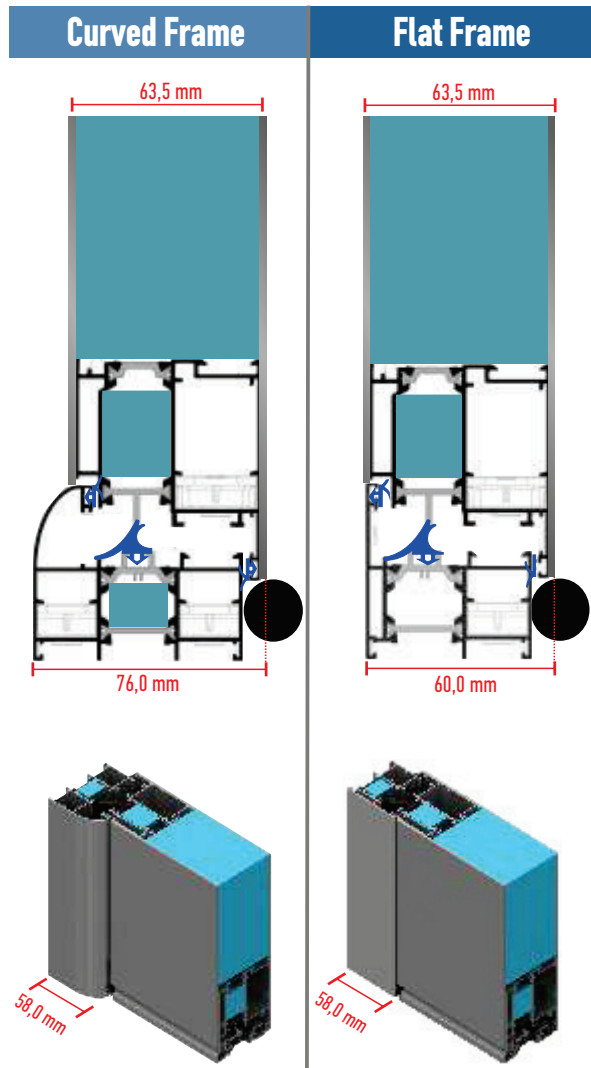


**Class: C3/B3**


Watertightness according to EN 12208:1999-11







**Class: 5A**



**Extra**



**NEW Flat Threshold**



**NEW Extension Profiles**

## Standard Configuration

### Lock



Three points Hook lock  
WINK HAUS

### Cylinder



Security Cylinder  
with 5 keys and card

### Ring



Cylinder  
Ring

### Internal Handle



Internal  
Handle

### Hinges



Three heavy duty  
hinges  
2/D adjustable  
Black, White or Silver

### optional hinges



GU

HAPS

### Hinge Security



Three hinge  
security  
pins

### Glasses



Glass  
Triple sandblasted  
Triplex (3+3)  
secure externally

### optional Locks

- 3 points + entry guard
- 5 points
- 17 points
- Automatic
- Electro Magnetic

### TLS 75 Specifications

Profile dimensions (Frame + Sash)	76 mm   60 mm	Minimum door height	1920 mm
Internal aluminium sheet thickness	1,5 mm	Minimum door width	960 mm
External aluminium sheet thickness	1,5 mm	Maximum door height	2250 mm
CNC design internally	YES	Maximum door width	1150 mm
INOX decoratives internally	YES	Main Door Glass	Triple / Triplex 3+3   4   4 mm
Door Panel thickness	63,5 mm	Sidelight or Skylight Glass	Double / Triplex 3+3   4 mm

RAL Mat colors without extra charge : White, 3004, 7001, 7016, 8017, 9006, 9007